



MOUNTVIEW OPTIONS APPRAISAL

SUPPORTING DATA

David Laycock
Tom Hewitt
Nick Darwin

14/06/13

1.0 MOUNTVIEW SPECIFIC DATA

Content

- 1.0 MOUNTVIEW SPECIFIC DATA
 - 1.1 Current services and capacity
 - 1.2 Mountview Equality Impact Assessment
 - 1.2.1 Service Users by Age
 - 1.2.2 Service Users by Client Type
 - 1.2.3 Service Users by Ethnicity
 - 1.2.4 Service Users by Religion
 - 1.2.5 Service Users by Gender
 - 1.3 Travel Distance to Mountview
 - 1.4 Mountview Service Usage
 - 1.4.1 Day Care Client Usage
 - 1.4.2 Respite Client Usage
- 2.0 DEMOGRAPHICS
 - 2.1 Cheshire East Demographics
 - 2.2 Congleton Demographics
 - 2.2.1 Congleton Town Age Profile
 - 2.2.2 Congleton LAP Area- Predicted Numbers of People Aged 85 and Over
 - 2.2.3 Congleton LAP Area- Graph Showing the Predicted Numbers of People Aged 85 and Over
 - 2.2.4 The Aging Population Trend
 - 2.3 Dementia Demographics
 - 2.3.1 Congleton Town Predicted Dementia Comparison- Males
 - 2.3.2 Congleton Town Predicted Dementia Comparison- Females
 - 2.3.3 Congleton LAP- People Predicted to Have Dementia
 - 2.3.4 Congleton LAP Area- Graph Showing the Predicted Numbers of People with Dementia
 - 2.3.5 Dementia Population Projections for Congleton Town
 - 2.3.6 The Dementia Population Trend
 - 2.4 Learning Disability Projections for Cheshire East
 - 2.4.1 Current Cheshire East Projections for Learning Disabilities by Town and Rural Area
 - 2.4.2 Current Cheshire East Population Projections for Moderate and Severe Learning Disabilities by Town and Rural Area
- 3.0 FINANCIAL FACTORS
 - 3.1 Service Cost Analysis for Mount view
 - 3.1.1 Total Cost- Respite Care
 - 3.1.2 Total Cost- Day Care
 - 3.1.3 Mount view Service Unit Cost

- 4.0 ALTERNATIVE PROVISION
- 4.1 Care providers within 5 miles of Congleton Library
- 4.1.2 Map of External Respite Provision within 5 Miles of Congleton Library
- 4.3 Learning Disability Respite Providers
- 4.4 Congleton capacity Over a Twelve Month Period

1.1 Current Services and Capacity

Mountview opened as a residential care home (with some respite) for older people 25 yrs ago. It now functions as a Community Support Centre offering the following services:

- Dementia respite (10 beds) – short term overnight stays for those with dementia in order to give their families and carers some respite from their caring responsibilities
- Older People (OP) respite (22 beds) - short term overnight stays for Older People in order to give their families and carers some respite from their caring responsibilities
- OP Day service (16 places) [note: some customers have learning disabilities although they are 60+] – regular day care and activities for Older People
- Learning Disability (LD) respite (3 beds) - short term overnight stays for those with a Learning Disability in order to give their families and carers some respite from their caring responsibilities.

Mountview is a 2 storey red brick building with a pitched tile roof. It has 4 wings, with lifts and stairs to the 2 upstairs wings. The ground floor west wing contains a secure 10 bed Dementia respite unit. The ground floor east wing contains a 3 bed learning disability respite unit and offices. Adjacent to and connected to this unit is the day service, with a separate entrance, situated in the former conference room on the ground floor.

1.2 Mountview Equality Background Information

The information below is based on a snapshot of the clients using or scheduled to use Mountview at a specific point in time (based on EIA criteria).

1.2.1 Service Users by Age

Day Care & Respite Care Users		Day Care Users		Respite Users	
Age Range	Total Users	Age Range	Total Users	Age Range	Total Users
0-59	0	0-59	0	0-59	10
60-69	2	60-69	3	60-69	3
70-79	4	70-79	6	70-79	14
80-89	7	80-89	7	80-89	25
90-120	1	90-120	8	90-120	17
Total	14	Total	24	Total	69

Source - Cheshire East social care records system. All Mountview service users registered for care with Mountview on the date of 7th March 2013 (taken during the consultation period).

Day Care & Respite Care Users		Day Care Users		Respite Users	
Primary Client Group	Total Users	Primary Client Group	Total Users	Primary Client Group	Total Users
Frail/Temporary illness	0	Frail/Temporary Illness	13	Frail/Temporary Illness	40
Hearing Impairment	0	Hearing Impairment	0	Hearing Impairment	1
Learning Disability	4	Learning Disability	1	Learning Disability	8
Mental Health - Dementia	2	Mental Health - Dementia	1	Mental Health - Dementia	4
MH Other than Dementia	1	MH Other than Dementia	2	MH Other than Dementia	2
Other Phys/Sens Loss inc Disability	0	Other Phys/Sens Loss inc Disability	6	Other Phys/Sens Loss inc Disability	11
Other Vulnerable	0	Other Vulnerable	0	Other Vulnerable	2
Visual Impairment	0	Visual Impairment	1	Visual Impairment	1
Total	10	Total	24	Total	69

1.2.2 Service Users by Client Type

Source- Cheshire East social care records system. All Mountview service users registered for care with Mountview on the date of 7th March 2013.

1.2.3 Service Users by Ethnicity

Day Care & Respite Care Users		Day Care Users		Respite Users	
Ethnic Group	Total Users	Ethnic Group	Total Users	Ethnic Group	Total Users
Unknown	0	Unknown	0	Unknown	1
Other Asian Background	0	Other Asian Background	0	Other Asian Background	1
White – British	10	White – British	24	White – British	67
Total	10	Total	24	Total	69

Source- Cheshire East social care records system. All Mountview service users registered for care with Mountview on the date of 7th March 2013.

1.2.4 Service Users by Religion

Day Care & Respite Care Users		Day Care Users		Respite Users	
Religion	Total Users	Religion	Total Users	Religion	Total Users
Other Religion	0	Other Religion	0	Other Religion	1
Buddhist	0	Buddhist	0	Buddhist	1
Christian	9	Christian	24	Christian	52
None	0	None	0	None	2
Not known	1	Not known	0	Not known	13
Total	10	Total	24	Total	69

Source- Cheshire East social care records system. All Mountview service users registered for care with Mountview on the date of 7th March 2013.

1.2.5 Service Users by Gender

Day Care & Respite Care Users		Day Care Users		Respite Users	
Gender	Total Users	Gender	Total Users	Gender	Total Users
Female	9	Female	14	Female	43
Male	1	Male	10	Male	26
Total	10	Total	24	Total	69

Source- Cheshire East social care records system. All Mountview service users registered for care with Mountview on the date of 7th March 2013.

1.3 Travel Distance to Mountview

The clients used to calculate average travel distance to Mountview have been taken from the Cheshire East social care records system. All service users registered for regular care at Mountview have been included.

Service Type	Average Travel Distance (miles)	Furthest Travel Distance (miles)	Shortest Travel Distance (miles)	No Clients
Day Care	1.95	6.4	0.1	34
LD Respite	7.72	17.8	1.6	8
General Respite	6.64	20.2	0.2	36
Dementia Respite	3.1	9.1	0.8	9

Client details taken from the Cheshire East social care records system. All clients currently registered for One Call Respite and regular Day Care have been included.

1.4 Mountview Service Usage

This section details service usage at Mountview during the financial year period 2011-2012. This has been broken down to Day Care, LD Respite, Dementia Respite and General Respite.

1.4.1 Day Care Client Usage- Recorded over a Twelve month Period

Month	Monthly Total Usage	Average Daily Usage	
Apr-11	234	13.00	
May-11	242	12.10	
Jun-11	277	12.59	
Jul-11	289	13.76	
Aug-11	286.5	13.02	
Sep-11	306	13.91	
Oct-11	302	14.38	
Nov-11	281	13.38	
Dec-11	265.5	13.28	
Jan-12	289	13.76	
Feb-12	280.5	13.36	
Mar-12	289.5	13.16	
Total care days	3342	Average daily usage over the year	13.31

Daily usage figures include all 'no show' service users. These figures are taken from the Mountview service user records system for financial year 2011-2012.

1.4.2 Respite Client Usage Recorded Over a Twelve Month Period

Financial Return Period	General Respite Days	Dementia Respite Days	Total Respite Days
1	498	280	778
2	518	163	681
3	344	126	470
4	336	157	493
5	436	209	645
6	281	191	472
7	300	202	502
8	267	222	489
9	214	249	463
10	222	262	484
11	445	230	675
12	395	192	587
13	519	242	761
Total Days Respite	4775	2725	7500
Total Weeks Respite	682.1	389.3	1071.5

User numbers taken from Mountview service user records for the financial year 2011-2012. During this period there were a total of 25 general respite beds and 10 dementia respite beds. This is split into 13, 4 weekly service return periods, starting from the 09/04/11, running to 06/04/2012. These figures exclude Learning Disability Respite, which was only active between periods 10-13. Total Learning Disability respite was 10 days, equivalent to 1.4 weeks.

2.0 DEMOGRAPHIC & DEMAND PROJECTIONS

2.1 Cheshire East Demographics

Age Group	2012(actual)	2016	2020
0-19	83400	83200	84500
20-29	37635	39300	38500
30-39	43661	42500	45000
40-49	58217	53100	47900
50-59	49399	55700	58100
60-69	47517	47900	46200
70-79	30362	35300	41200
80-89	16595	18700	20900
90+	3341	4400	5400
Total	370127	379900	387700

Data set: Census population data updated 28/11/2012. Population projection figures for 2016 and 2020 are taken from ONS projections last updated on 17/10/2012.

2.2 Congleton Demographics

2.2.1 Congleton Town Age Profile

The table below shows the breakdown of the Congleton Town area, by age group.

Age group	Total
0-19	5731
20-29	2513
30-39	3228
40-49	4016
50-59	3519
60-69	3751
70-79	2258
80-89	1199
90+	267
Total Congleton Population	26482

Data set: Census population data, updated 28/11/2012. LSOAs areas: Congleton Central, Congleton East, Congleton South & Congleton West.

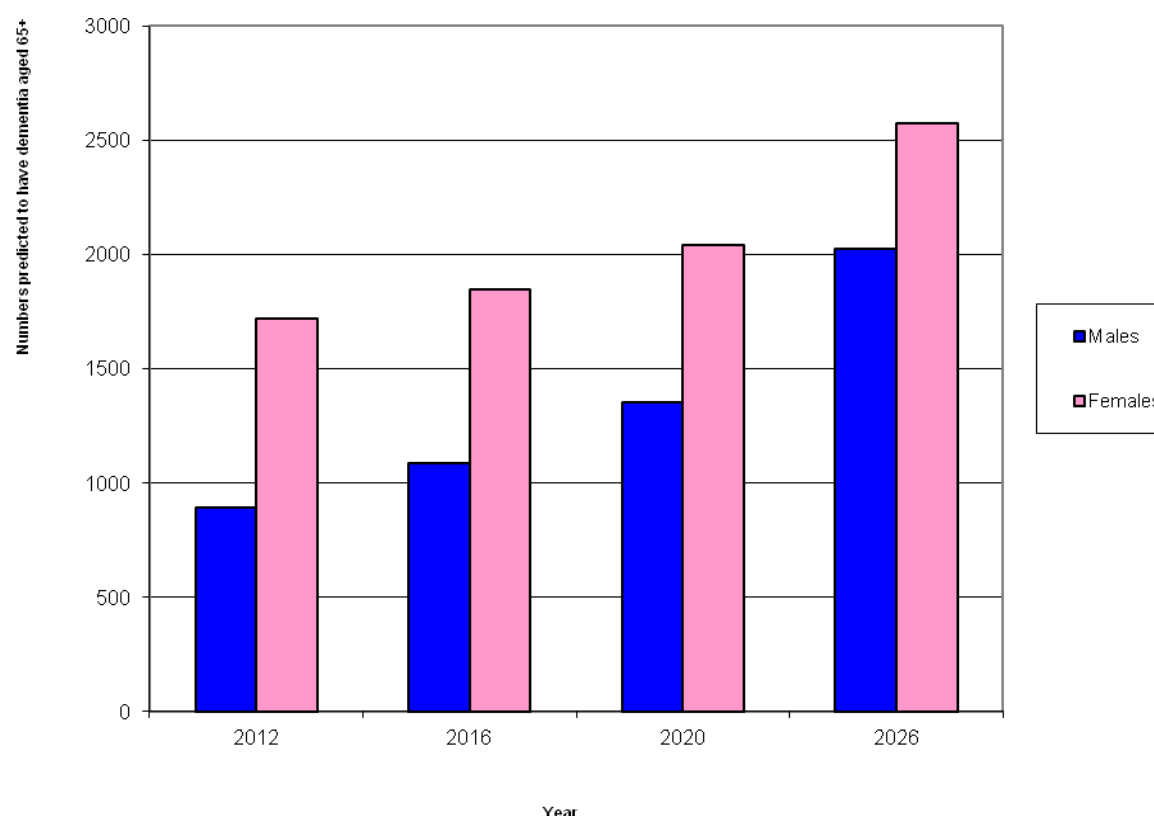
2.2.2 Congleton LAP Area- Predicted Numbers of People Aged 85 and Over

Aged 85+	2012	2016	2020	2026
Males	893	1089	1352	2026
Females	1722	1845	2039	2574
Total Persons	2615	2934	3391	4600

Data for years 2016 and 2020 have been calculated using Exeter Mid2012 populations constrained to ONS population projections Cheshire East 2011 to 2021.

Populations for 2026 have been calculated using growth on age and gender populations 2012 to 2020 calculated for the area (this assumes growth is stable and does not consider housing development or other issues that may affect migration).

2.2.3 Congleton LAP Area- Graph Showing the Predicted Numbers of People Aged 85 and Over



Data for years 2016 and 2020 has been calculated using Exeter Mid2012 populations constrained to ONS population projections Cheshire East 2011 to 2021.

Populations for 2026 have been calculated using growth on age and gender populations 2012 to 2020 calculated for the area (this assumes growth is stable and does not consider housing development or other issues that may affect migration).

2.2.4 The Aging Population Trend

The demographic trends (and other intelligence) demonstrate that there will be a need over the longer term for increased provision of services to older people and their carers, in Congleton and in other areas. In particular, it shows how the older age group will grow; a group with a significant prevalence of high dependency. For instance; between 2012 and 2020 there is a projected increase in older people aged 85 + of almost 30% (an additional 776 people).

2.3 Dementia Demographics

2.3.1 Congleton Town Predicted Dementia Comparison- Males

Males		Early onset	late onset							Total
		30-64	65-69	70-74	75-79	80-84	85-89	90+/90-94	95+	
00EQ	Cheshire East (Local)	63	177	264	336	480	415	259	54	1985
Cheshire East Towns										
21	Crewe	12	30	47	55	76	66	33	8	315
22	Nantwich	2	7	10	14	24	22	15	2	95
23	Crewe & Nantwich Rural 1	4	10	14	17	21	17	8	3	90
24	Crewe & Nantwich Rural 2	2	6	9	12	16	12	9	2	65
31	ALSAGER	2	7	10	11	18	19	9	2	76
32	Congleton	5	14	20	25	33	30	21	2	145
33	Middleweight	2	5	8	10	13	10	6	1	53
34	Sandbach	3	9	14	16	21	18	16	3	98
35	Congleton Rural	4	14	20	25	35	26	15	4	139
42	KNUTSFORD	2	6	11	14	22	21	10	3	85
43	Macclesfield	10	25	36	45	65	58	37	8	274
44	POYNTON	2	8	11	14	24	18	16	3	95
45	Wilmslow	5	13	18	28	39	37	24	4	162
46	Macclesfield Rural	8	24	34	50	71	62	41	11	293

Data Source: Projecting Older People Population Information System (POPPI) Table produced On 01/03/13 16:06 from www.poppi.org.uk version 8.0. Local figure calculated using Expert Delphi Consensus on the prevalence of dementia in the UK.

2.3.2 Congleton Town Predicted Dementia Comparison- Females

Females		Early onset	late onset							Total
		30-64	65-69	70-74	75-79	80-84	85-89	90+/90-94	95+	
00EQ	Cheshire East (poppy)									
00EQ	Cheshire East (Local)	43	122	224	498	840	917	674	206	3481
Cheshire East Towns										
21	Crewe	8	20	38	82	138	146	109	20	554
22	Nantwich	2	4	10	26	47	60	42	10	199
23	Crewe & Nantwich Rural 1	3	7	11	23	31	37	20	6	134
24	Crewe & Nantwich Rural 2	1	4	7	15	27	25	17	5	98
31	ALSAGER	1	5	8	19	33	32	21	10	129
32	Congleton	3	10	17	36	64	68	58	22	276
33	Middleweight	2	4	7	15	24	24	20	6	98
34	Sandbach	2	7	12	24	37	46	37	9	172
35	Congleton Rural	3	9	17	32	50	46	35	10	200
42	KNUTSFORD	1	5	9	20	39	40	33	11	157
43	Macclesfield	7	18	31	75	122	137	99	35	518
44	POYNTON	2	5	10	22	38	44	28	12	159
45	Wilmslow	4	9	17	45	74	83	51	14	294
46	Macclesfield Rural	5	17	29	66	115	127	102	36	493

Data Source: Projecting Older People Population Information System (POPPI) Table produced On 01/03/13 16:06 from www.poppi.org.uk version 8.0. Local figure calculated using Expert Delphi Consensus on the prevalence of dementia in the UK.

2.3.3 Congleton LAP- People Predicted to Have Dementia

The table below looks at the predicted number of people with Dementia, within the Congleton LAP area.

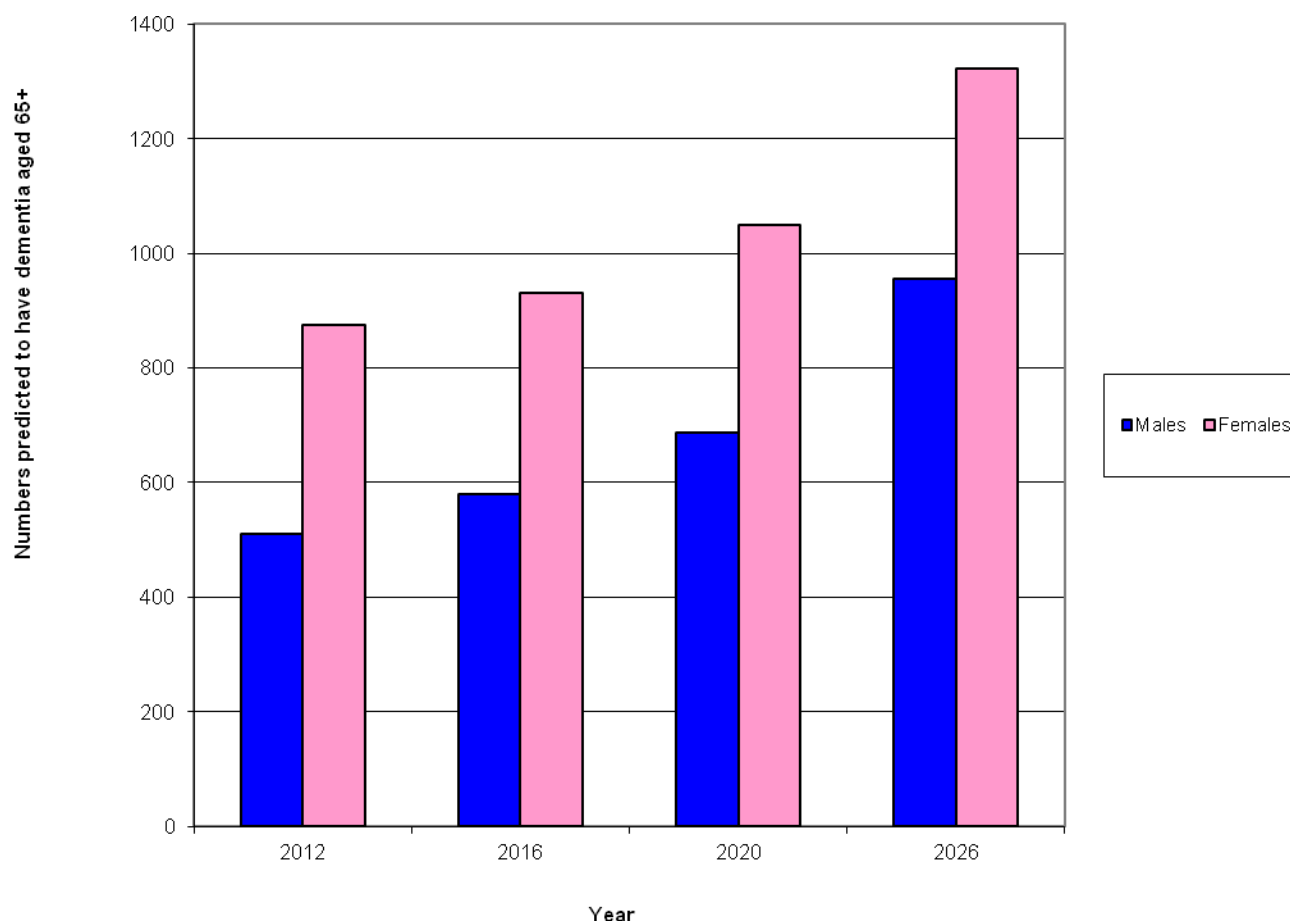
Persons	2012	2016	2020	2026
65-69	83	90	79	79
70-74	134	157	192	279
75-79	213	231	274	353
80-84	330	335	381	463
85-89	319	358	393	502
90-94	239	256	313	446
95+	68	84	104	156
Total	1386	1511	1736	2278

Figures have been modelled using Expert Delphi Consensus on the prevalence of dementia in the UK, Dementia UK Full report © Alzheimer's Society 2007.

Data for years 2016 and 2020 has been calculated using Exeter Mid2012 populations constrained to ONS population projections Cheshire East 2011 to 2021.

Populations for 2026 have been calculated using growth on age and gender populations 2012 to 2020 calculated for the area (this assumes growth is stable and does not consider housing development or other issues that may affect migration).

2.3.4 Congleton LAP Area- Graph Showing the Predicted Numbers of People with Dementia



Figures have been modelled using Expert Delphi Consensus on the prevalence of dementia in the UK, Dementia UK Full report © Alzheimer's Society 2007.

Data for years 2016 and 2020 has been calculated using Exeter Mid2012 populations constrained to ONS population projections Cheshire East 2011 to 2021.

Populations for 2026 have been calculated using growth on age and gender populations 2012 to 2020 calculated for the area (this assumes growth is stable and does not consider housing development or other issues that may affect migration).

2.3.5 Dementia Population Projections for Congleton Town

Age Group	2012	2016	2020	2026
65-69	23	25	22	22
70-74	37	43	51	73
75-79	61	66	78	99
80-84	98	95	106	123
85-89	98	110	120	153
90-94	79	85	105	151
95+	24	25	30	42
Total	421	449	512	663

Figures have been modelled using Expert Delphi Consensus on the prevalence of dementia in the UK, Data for years 2016 and 2020 has been calculated using Exeter Mid2012 populations constrained to ONS population projections Cheshire East 2011 to 2021.

Populations for 2026 have been calculated using growth on age and gender populations 2012 to 2020 calculated for the area (this assumes growth is stable and does not consider housing development or other issues that may affect migration).

Long term projections i.e. 2026 become very unstable when calculated at small geographies- migration and development patterns are likely to alter these figures.

2.3.6 The Dementia Population Trend

The projected trends for an increase in Dementia demonstrate the need to plan carefully for support for those with dementia and their carers. In Congleton LAP the estimates are in the table in section 2.3.3.

Between 2012 and 2020 there is a projected increase in the number of people with dementia of around 25% (356 people), in addition to those with early onset Dementia.

This consultation about the future of Mountview was in part prompted by a need to start planning for those increases in frailty, dependency and dementia. Not all of the Council's current facilities and types of service response will be fit for that future of much higher dependency. The proposal to consider the future of Mountview services is about ensuring effective support for the future in the most efficient and value for money ways and giving people choice and control.

2.4 Learning Disability Projection for Cheshire East

The information in this section highlights the projected number of LD service users within Congleton town and across Cheshire East. The second table looks specifically at Moderate and Severe LD users, as this is this group that predominantly use the Mountview LD service.

2.4.1 Current Cheshire East Projections for Learning Disabilities by Town and Rural Area

Baseline (Mild, Moderate & Severe)		Aged 18-64						Aged 65+				Aged 18+
		18-24	25-34	35-44	45-54	55-64	Total	65-74	75-84	85+	Total	Total
00EQ	Cheshire East (poppy 2012)	743	974	1238	1330	1093	5378	870	489	191	1550	6928
00EQ	Cheshire East (Local)	785	1042	1326	1346	1139	5638	831	479	184	1494	7131
Town/ Rural Area Figures												
21	Crewe	212	266	269	254	200	1202	143	79	28	250	1452
22	Nantwich	27	41	45	44	43	200	34	25	11	69	269
23	Crewe & Nantwich Rural 1	43	44	84	84	64	318	43	21	6	71	389
24	Crewe & Nantwich Rural 2	18	18	32	40	38	146	27	15	5	47	193
31	ALSAGER	26	30	39	42	38	174	31	18	6	56	231
32	Congleton	54	72	95	92	88	402	64	35	14	112	514
33	Middleweight	29	39	54	53	39	213	25	13	5	43	256
34	Sandbach	36	49	68	67	55	274	45	22	9	76	351
35	Congleton Rural	39	43	74	86	83	325	62	31	10	104	429
42	KNUTSFORD	22	38	50	45	38	193	32	21	9	62	254
43	Macclesfield	127	196	232	221	174	951	118	68	27	213	1163
44	POYNTON	25	31	41	46	48	192	35	22	9	66	258
45	Wilmslow	57	93	119	115	89	473	61	41	16	118	591
46	Macclesfield Rural	71	81	123	156	144	574	111	68	28	208	781

Data Source: Projecting Older People Population Information System (POPPI) Table produced on 01/05/13 10:26

Local figure calculated using prevalence rates in a report by Eric Emerson and Chris Hatton of the Institute for Health Research, Lancaster University entitled Estimating Future Need/Demand for Supports for Adults with Learning Disabilities in England, June 2004 applied to Exeter Mid2011 population download.

2.4.2 Current Cheshire East Population Projection for Moderate and Severe Learning Disabilities by Town and Rural Area

Moderate & Severe		Aged 18-64						Aged 65+				Aged 18+
		18-24	25-34	35-44	45-54	55-64	Total	65-74	75-84	85+	Total	Total
00EQ	Cheshire East (poppy 2012)	171	193	311	299	236	1210	142	51	18	212	1422
00EQ	Cheshire East (Local)	181	205	333	303	245	1267	135	50	17	203	1470
Town/ Rural Area Figures												
21	Crewe	49	53	68	57	43	269	23	8	3	34	304
22	Nantwich	6	8	11	10	9	45	5	3	1	9	54
23	Crewe & Nantwich Rural 1	10	9	21	19	14	72	7	2	1	10	82
24	Crewe & Nantwich Rural 2	4	4	8	9	8	33	4	2	0	6	39
31	ALSAGER	6	6	10	9	8	39	5	2	1	8	47
32	Congleton	12	14	24	21	19	90	10	4	1	15	105
33	Middleweight	7	8	13	12	8	48	4	1	0	6	54
34	Sandbach	8	10	17	15	12	62	7	2	1	11	72
35	Congleton Rural	9	9	19	19	18	73	10	3	1	14	88
42	KNUTSFORD	5	7	13	10	8	43	5	2	1	8	52
43	Macclesfield	29	39	58	50	38	214	19	7	3	29	242
44	POYNTON	6	6	10	10	10	43	6	2	1	9	52
45	Wilmslow	13	18	30	26	19	106	10	4	2	16	122
46	Macclesfield Rural	16	16	31	35	31	129	18	7	3	28	157

Data Source: Projecting Older People Population Information System (POPPI) Table produced on 01/05/13 10:26

Local figure calculated using prevalence rates in a report by Eric Emerson and Chris Hatton of the Institute for Health Research, Lancaster University entitled Estimating Future Need/Demand for Supports for Adults with Learning Disabilities in England, June 2004 applied to Exeter Mid2011 population download.

3.0 FINANCIAL FACTORS

3.1 Service Cost Analysis for Mountview

The figures below show the cost of each service operating from Mountview. Staffing costs are provided for an assumed occupancy level of 85%. All non-pay costs are split between Day Care, General Respite, Dementia Respite and LD Respite. Non pay costs are apportioned to each service area based on a corporately agreed ratio.

3.1.1 Total Cost- Respite Care

Description	Total Respite Care	Total Dementia	Total Residential	Total Learning Disability
Total Cost per annum	£1,144,187.75	£328,751.20	£581,540.96	£233,895.59

Please note: These costs included extra support worker hours to facilitate 85% occupancy

All non-pay costs have been taken from the Councils 2012-13 budget. All pay costs have been taken from the current Mountview staff list, with the exception of the additional support costs noted above.

3.1.2 Total Cost- Day Care

Description	Annual
Total cost per day per client	£ 136,401.30

All non pay costs have been taken from the Councils 2012-13 budget. All pay costs have been taken from the current Mountview staff list, with the exception of the additional support costs noted above

3.1.3 Mountview Service Unit Cost

The table below shows the unit cost for each care service provided at Mountview

	Dementia Care	Residential	Learning Disability
Total Cost per bed/week based on 85% occupancy	£741.78	£596.44	£1,759.18
Total Cost per bed/week based on 67% occupancy	£941.07	£756.68	£2,231.80
Total Cost per bed/week based on 50% occupancy	£1,261.03	£1,013.95	£2,990.61
Estimated External Costs	£525.00	£425.00	-

Day Care unit cost

Description	Annual	Weekly	Daily Cost Per Client
Total cost per day per client	£136,401.30	£2,616.06	£50.49

4.0 ALTERNATIVE PROVISION

4.1 Independent Sector Care Providers Within 5 miles of Congleton Library

The following section provides details on all care providers that offer a respite service for general respite and/or dementia respite, within a 5 mile radius of a central point in Congleton (Congleton Library). This information has been taken from the Care Quality Commission (CQC) website. The CQC independently review care standards across 5 key criteria, which are also detailed below.

Chapel Brook House Nursing & Residential Care Home (type of service: Care home with nursing)

Chapel Brook House, Moody Street, Congleton, Cheshire, CW12 4AN | (01260) 277364

We are currently reviewing one or more national standards at this location

[See our latest checks](#)

[Tell us your experience](#)

Summary of our latest checks on the standards you have the right to expect

(Latest report published on 25 December 2012)

Standards of treating people with respect and involving them in their care ✓

Standards of providing care, treatment & support which meets people's needs ✓

Standards of caring for people safely & protecting them from harm ✓

Standards of staffing ✓

Standards of management ✓

Distance to Congleton Library – 0.1 miles

Number of Registered Beds – 32

Current Vacancies - 1

Specialisms/services

Caring for adults over 65 yrs

Local Authority Area

Cheshire East

Profile of organisation providing care here
Stylepeople Limited

Park Lane Residential Home (type of service: Care home without nursing)

7-9 Park Lane, Congleton, Cheshire, CW12 3DN

[See our latest checks](#)

[Tell us your experience](#)

We have not inspected this service yet

(Registered on 29 May 2012)

All standards found to be met following our assessment of declarations and evidence supplied by the service itself during registration ✓

Distance to Congleton Library – 0.3 miles

Number of Registered Beds – 42

Current Vacancies - 4

Specialisms/services

Dementia

Caring for adults
over 65 yrs

**Local Authority
Area**

Cheshire East

**Profile of
organisation
providing care here**

Althea Healthcare
Management Limited

Clayton Manor (type of service: Care home with nursing)

Rood Hill, Congleton, Cheshire, CW12 1YZ | (01260) 299622

[See our latest checks](#)

[Tell us your experience](#)

Summary of our latest checks on the standards you have the right to expect

(Latest report published on 19 December 2012)

Standards of treating people with respect and involving them in their care ✓

Standards of providing care, treatment & support which meets people's needs ✓

Standards of caring for people safely & protecting them from harm ✓

Standards of staffing ✓

Standards of management ✓

Distance to Congleton Library – 0.4 miles

Number of Registered Beds – 78

Current Vacancies - 4

Specialisms/services

Dementia

Diagnostic and/or
screening services
Physical disabilities
Caring for adults
over 65 yrs

**Local Authority
Area**

Cheshire East

**Profile of
organisation
providing care here**

HC-One Limited

Bradwell Court (type of service: Care home without nursing)

Bradwell Grove, Congleton, Cheshire, CW12 3SA | (01260) 281428

[See our latest checks](#)

[Tell us your experience](#)

Summary of our latest checks on the standards you have the right to expect

(Latest report published on 23 January 2013)

Standards of treating people with respect and involving them in their care ✓

Standards of providing care, treatment & support which meets people's needs ✓

Standards of caring for people safely & protecting them from harm ✓

Standards of staffing ✓

Standards of management ✓

Distance from Congleton Library – 0.4 miles

Number of Registered Beds – 27

Current Vacancies – 0

Specialisms/services

Dementia
Physical disabilities
Sensory impairments
Caring for adults over 65 yrs

Local Authority

Area
Cheshire East

Profile of organisation providing care here
Sanctuary Care Limited

Applecroft Residential Care Home (type of service: Care home without nursing)

48-50 Brunswick Street, Congleton, Cheshire, CW12 1QF | (01260) 280336

[See our latest checks](#)

[Tell us your experience](#)

Summary of our latest checks on the standards you have the right to expect

(Latest report published on 8 February 2013)

Standards of treating people with respect and involving them in their care ✓

Standards of providing care, treatment & support which meets people's needs ✓

Standards of caring for people safely & protecting them from harm ✓

Standards of staffing ✓

Standards of management ✓

Distance from Congleton Library – 0.5 miles

Number of Registered Beds – 22

Current Vacancies – 7

Specialisms/services

Caring for adults over 65 yrs

Local Authority

Area
Cheshire East

Profile of organisation providing care here
B & L Property Investments Limited

The Laurels Care Home (type of service: Care home without nursing)

Canal Road, Congleton, Cheshire, CW12 3AP | (01260) 278710

[See our latest checks](#)[Tell us your experience](#)**Summary of our latest checks on the standards you have the right to expect**

(Latest report published on 18 April 2013)

Standards of treating people with respect and involving them in their care ✓

Standards of providing care, treatment & support which meets people's needs ✓

Standards of caring for people safely & protecting them from harm ✓

Standards of staffing ✓

Standards of management ✓

Specialisms/services

Caring for adults over 65 yrs

Local Authority Area

Cheshire East

Profile of organisation providing care here
Aegis Residential Care Homes Limited

Distance from Congleton Library – 0.5 miles

Number of Registered Beds – 36

Current Vacancies – 1

Astbury Mere Care Home (type of service: Care home with nursing)

Newcastle Road, Astbury, Congleton, Cheshire, CW12 4HP | (01260) 296789

[See our latest checks](#)[Tell us your experience](#)**Summary of our latest checks on the standards you have the right to expect**

(Latest report published on 10 May 2013)

Standards of treating people with respect and involving them in their care ✓

Standards of providing care, treatment & support which meets people's needs ✓

Standards of caring for people safely & protecting them from harm ✓

Standards of staffing ✓

Standards of management ✓

Specialisms/servicesDementia
Diagnostic and/or screening services
Caring for adults over 65 yrs**Local Authority Area**

Cheshire East

Profile of organisation providing care here
Porthaven Care Homes LLP

Distance from Congleton Library – 1 miles

Number of Registered Beds – 62

Current Vacancies – 10

Westhaven (type of service: Care home without nursing)

38b-c Westhaven, Congleton, Cheshire, CW12 4LJ | (01260) 298157

[See our latest checks](#)[Tell us your experience](#)**Summary of our latest checks on the standards you have the right to expect**

(Latest report published on 1 March 2013)

Standards of treating people with respect and involving them in their care ✓

Standards of providing care, treatment & support which meets people's needs ✓

Standards of caring for people safely & protecting them from harm ✓

Standards of staffing ✓

Standards of management ✓

Specialisms/services
Mental health conditions**Local Authority Area**
Cheshire East**Profile of organisation providing care here**
[East Cheshire Housing Consortium](#)

Distance from Congleton Library – 1.1 miles

Number of Registered beds – 8

Current Vacancies – 0

Heliosa Nursing Home (type of service: Care home with nursing, Care home without nursing)

54 Boundary Lane, Congleton, Cheshire, CW12 3JA | (01260) 273351

[See our latest checks](#)[Tell us your experience](#)**Summary of our latest checks on the standards you have the right to expect**

(Latest report published on 28 March 2013)

Standards of treating people with respect and involving them in their care ✓

Standards of providing care, treatment & support which meets people's needs ✓

Standards of caring for people safely & protecting them from harm ✗ improvements required

Standards of staffing ✓

Standards of management ✓

Specialisms/services

Distance from Congleton Library – 1.2 miles

Number of Registered Beds – 42

Current Vacancies – 2

providing care here
Takenart Limited

Greengables Nursing Centre (type of service: Care home with nursing)

54 Sandbach Road, Congleton, Cheshire, CW12 4LW | (01260) 270030

[See our latest checks](#)

[Tell us your experience](#)

Summary of our latest checks on the standards you have the right to expect

(Latest report published on 12 February 2013)

Standards of treating people with respect and involving them in their care ✓

Standards of providing care, treatment & support which meets people's needs ✓

Standards of caring for people safely & protecting them from harm ✓

Standards of staffing ✓

Standards of management ✓

Distance from Congleton Library – 1.2 miles

Number of Registered Beds – 31

Current Vacancies – 2

Specialisms/services

Diagnostic and/or screening services
 Caring for adults over 65 yrs

Local Authority Area
 Cheshire East

Profile of organisation providing care here
Bupa Care Homes (ANS) Limited

Tall Oaks Care Home (type of service: Care home with nursing, Care home without nursing)

Charles Street, Biddulph, Stoke On Trent, Staffordshire, ST8 6JB | (01782) 518055

[See our latest checks](#)

[Tell us your experience](#)

Summary of our latest checks on the standards you have the right to expect

(Latest report published on 18 December 2012)

Standards of treating people with respect and involving them in their care ✓

Standards of providing care, treatment & support which meets people's needs ✓

Standards of caring for people safely & protecting them from harm ✓

Standards of staffing ✓

Standards of management ✓

Distance from Congleton Library – 3.7 miles

Number of Registered Beds – 49

Current Vacancies – 1

Specialisms/services

Dementia
 Diagnostic and/or screening services
 Physical disabilities
 Caring for adults over 65 yrs

Local Authority Area
 Staffordshire

Profile of organisation providing care here
Speciality Care (REIT Homes) Limited

Davlyn House (type of service: Care home without nursing)

41 Bull Lane, Brindley Ford, Stoke On Trent, Staffordshire, ST8 6LN | (01782) 512269

[See our latest checks](#)[Tell us your experience](#)**Summary of our latest checks on the standards you have the right to expect**

(Latest report published on 19 February 2013)

Standards of treating people with respect and involving them in their care ✓

Standards of providing care, treatment & support which meets people's needs ✓

Standards of caring for people safely & protecting them from harm ✓

Standards of staffing ✓

Standards of management ✓

Specialisms/servicesDementia
Caring for adults
over 65 yrs**Local Authority
Area**

Staffordshire

**Profile of
organisation
providing care here**
Mr & Mrs D Heath

Distance from Congleton Library – 3.8 miles

Number of Registered Beds – 20

Current Vacancies - 2

Park Lane (type of service: Care home with nursing)

Park Lane, Knypersley, Stoke On Trent, Staffordshire, ST8 7BG | (01782) 522061

[See our latest checks](#)[Tell us your experience](#)**Summary of our latest checks on the standards you have the right to expect**

(Latest report published on 20 March 2013)

Standards of treating people with respect and involving them in their care ✓

Standards of providing care, treatment & support which meets people's needs ✓

Standards of caring for people safely & protecting them from harm ✓

Standards of staffing ✓

Standards of management ✓

Specialisms/servicesDementia
Diagnostic and/or
screening services
Physical disabilities
Caring for adults
under 65 yrs
Caring for adults
over 65 yrs**Local Authority
Area**

Staffordshire

**Profile of
organisation
providing care here**
Four Seasons
(Evedale) Limited

Distance from Congleton Library – 4.1 miles

Number of Registered Beds – 48

Current Vacancies – 2

Springbank Nursing Home (type of service: Care home with nursing)

Mill Hayes Road, Knypersley, Stoke On Trent, Staffordshire, ST8 7PS | (01782) 516889

We are currently reviewing one or more national standards at this location[See our latest checks](#)[Tell us your experience](#)**Summary of our latest checks on the standards you have the right to expect**

(Latest report published on 26 July 2012)

Standards of treating people with respect and involving them in their care ✓

Standards of providing care, treatment & support which meets people's needs ✓

Standards of caring for people safely & protecting them from harm ✓

Standards of staffing ✓

Standards of management ✓

Distance from Congleton Library – 4.7 miles

Number of Registered beds – 42

Current Vacancies – 1

Specialisms/servicesDementia
Diagnostic and/or
screening services
Physical disabilities
Caring for adults
over 65 yrs**Local Authority
Area**

Staffordshire

**Profile of
organisation
providing care here**
Care Consortium
(Biddulph) Limited**Mill Hayes Residential Home** (type of service: Care home without nursing)

72 Mill Hayes Road, Knypersley, Stoke On Trent, Staffordshire, ST8 7PS | (01782) 519047

[See our latest checks](#)[Tell us your experience](#)**Summary of our latest checks on the standards you have the right to expect**

(Latest report published on 28 November 2012)

Standards of treating people with respect and involving them in their care ✓

Standards of providing care, treatment & support which meets people's needs ✓

Standards of caring for people safely & protecting them from harm ✓

Standards of staffing ✓

Standards of management ✓

Distance from Congleton Library – 4.7 miles

Number of Registered Beds – 16

Current Vacancies – 0

Specialisms/servicesDementia
Caring for adults
over 65 yrs**Local Authority
Area**

Staffordshire

**Profile of
organisation
providing care here**
Careview Services
Limited

The CQC independently assess care homes against 5 key criteria, (shown above). Vacancies are an up to date reflection of availability as of the week commencing 10th June 2013.

Totals

Total Number Providers	Total Number Beds	Total Number Current Vacancies
15	555	37

4.1.2 Map of External Respite Provision within 5 Miles of Congleton Library

(See attached map at rear of appendix 4, "Care Homes within a 5 mile radius of Congleton Library")

4.3 Learning Disability Respite Providers

The table below is a list of LD respite providers within 15 miles of Mountview. Two of the providers listed (Lincoln House, Warrick Mews) are internal Cheshire East care centres. The providers listed above are those known to provide LD respite from both the CQC website, and by confirming LD respite provision with each centre.

Lincoln House Community Support Centre (type of service: Care home without nursing)

Samuel Street, Crewe, Cheshire, CW1 3WH | (01270) 375341


[See our latest checks](#)


[Tell us your experience](#)

Summary of our latest checks on the standards you have the right to expect

(Latest report published on 17 April 2013)

Standards of treating people with respect and involving them in their care 

Standards of providing care, treatment & support which meets people's needs 

Standards of caring for people safely & protecting them from harm 

Standards of staffing 

Standards of management 

Distance from Congleton Library – 13.4 miles

Number of Registered Beds – 5

Current Vacancies – 1

Specialisms/services

Dementia

Caring for adults over 65 yrs

Local Authority Area
Cheshire East

Profile of organisation providing care here
[Cheshire East Council](#)

Warwick Mews Community Support Centre (type of service: Care home without nursing)


9 Warwick Mews, Warwick Road, Macclesfield, Cheshire, SK11 8SW | (01625) 378280


[See our latest checks](#)


[Tell us your experience](#)

Summary of our latest checks on the standards you have the right to expect

(Latest report published on 21 May 2013)

Standards of treating people with respect and involving them in their care 

Standards of providing care, treatment & support which meets people's needs 

Standards of caring for people safely & protecting them from harm 

Standards of staffing 

Standards of management 

Distance from Congleton Library – 7.6 miles

Number of Registered Beds – 4

Current Vacancies – 1

Specialisms/services

Learning disabilities

Local Authority Area
Cheshire East

**Profile of
organisation
providing care here**
[Cheshire East Council](#)

3L Care Limited (type of service: Care home with nursing)

Chapel Road, Winsford, Cheshire, CW7 3AD | (01606) 215395


[See our latest checks](#)


[Tell us your experience](#)

Summary of our latest checks on the standards you have the right to expect


(Latest report published on 22 August 2012)

Standards of treating people with respect and involving them in their care 

Standards of providing care, treatment & support which meets people's needs 

Standards of caring for people safely & protecting them from harm 

Standards of staffing 

Standards of management 

Distance from Congleton Library – 14.8 miles

Number of Registered Beds – 7

Current Vacancies – 2

Specialisms/services

Physical disabilities

Caring for adults under
65 yrs

Local Authority Area
Cheshire West and
Chester




**Profile of
organisation
providing care here**

The Emmie Dixon Home (type of service: Care home without nursing)

149 Richmond Road, Crewe, Cheshire, CW1 4AX | (01270) 581314

[See our latest checks](#)[Tell us your experience](#)**Summary of our latest checks on the standards you have the right to expect**

(Latest report published on 10 May 2013)

Standards of treating people with respect and involving them in their care Standards of providing care, treatment & support which meets people's needs Standards of caring for people safely & protecting them from harm Standards of staffing  improvements requiredStandards of management  improvements required

Distance from Congleton Library – 12.9 miles

Number of Registered Beds – 12

Current Vacancies – 1

Specialisms/services

Learning disabilities




Physical disabilities

Local Authority Area
Cheshire East**Profile of organisation providing care here**
Emmie Dixon Home Limited**Iona** (type of service: Care home without nursing)

104 Well Street, Biddulph, Stoke On Trent, Staffordshire, ST8 6EZ

[See our latest checks](#)[Tell us your experience](#)**Summary of our latest checks on the standards you have the right to expect**

(Latest report published on 20 November 2012)

Standards of treating people with respect and involving them in their care Standards of providing care, treatment & support which meets people's needs Standards of caring for people safely & protecting them from harm Standards of staffing Standards of management 

Distance from Congleton Library – 3.7 miles

Number of Registered Beds – 6

Current Vacancies - 1

Specialisms/services

Learning disabilities

Local Authority Area
Staffordshire**Profile of organisation providing care here**
Ms J Stockdale-Fisher

The CQC independently assess care homes against 5 key criteria, (shown above). Vacancies are an

Total Number Providers	Total Number Beds	Total Number Current Vacancies
5	34	6

up to date reflection of availability as of the week commencing 10th June 2013.

Totals

4.4 Congleton Capacity over a Twelve Month Period

The table below gives the number of recorded monthly vacancies with care providers within the Congleton LAP area over the last 12 months. This figure is for dementia and elderly respite combined.

On average there are 67 beds which could provide 3484 bed weeks of respite. Mountview provided 1072 bed weeks in 2012/2013.

Month	No of Bed Vacancies
June '12	55
July '12	57
August '12	54
Sept '12	64
Oct '12	71
Nov '12	71
Dec '12	72
January '13	78
February '13	79
March '13	65
April '13	72
May '13	65
Average Monthly Bed Vacancies	67

These figures are collated from the monthly figures provided by a third party (AgeUK). The number of vacancies listed are for all care providers that can provide dementia and elderly respite care within the Congleton LAP area.

The total number of vacancies is likely to be an underestimate, as for all care providers where the number of vacancies was unclear, 'Not known' has been used.